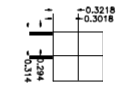
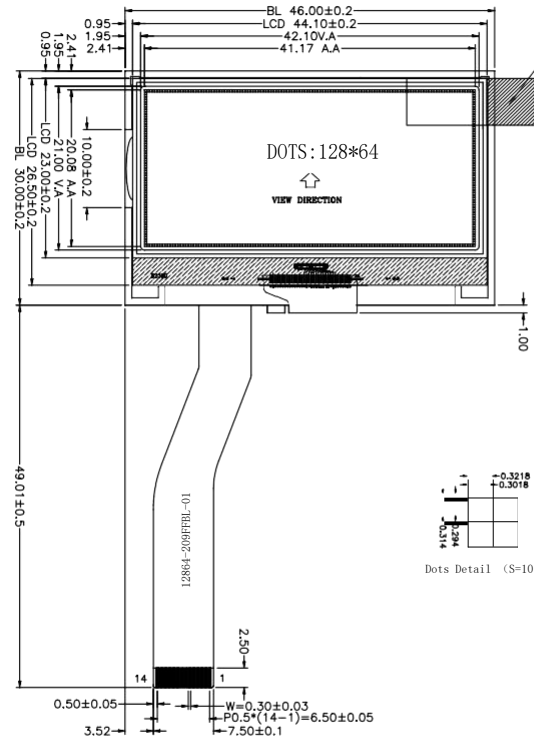


All Pages Of This Edition Approved

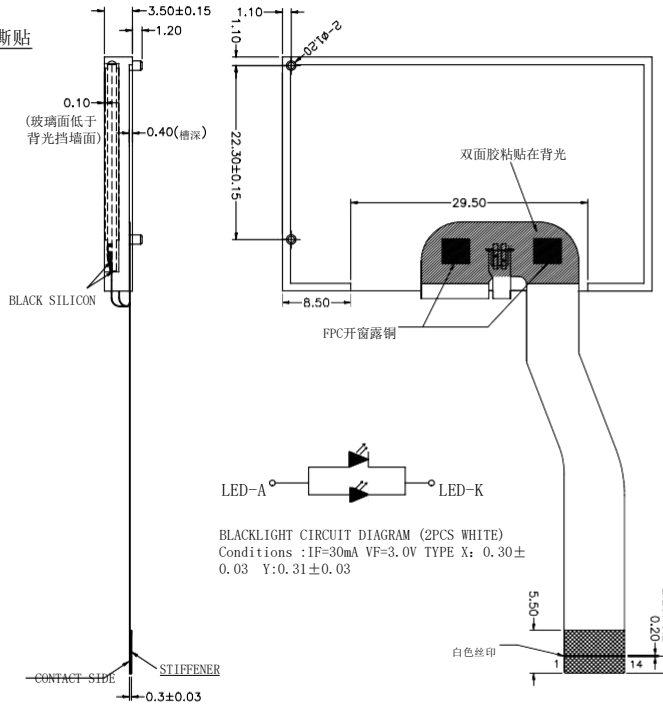
Signature: _____

Date: _____

REV.	DESCRIPTION	REVISER	DATE
A0	First issue		2021.06.09
A1	FPC开窗露铜和易撕贴向外撕		2021.07.12



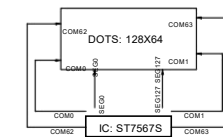
Dots Detail (S=10:1)



BLACKLIGHT CIRCUIT DIAGRAM (2PCS WHITE)
Conditions :IF=30mA VF=3.0V TYPE X: 0.30±0.03 Y:0.31±0.03

PIN Descripor

PIN	Symbol
1	A
2	K
3	VG
4	XV0
5	V0
6	VSS
7	VDD(3.3V)
8	VDDIO(1.8V)
9	D7(SDA)
10	D6(SCL)
11	A0
12	RSTB
13	CSB
14	NC



LCD LAYOUT

Specifications:

1. Display Mode: FSTN/Transflective/Positive.
2. Viewing Angle: 6 0'clock.
3. Drive Method: 1/65 Duty 1/9 Bias, Vop=9.0V, Vdd=3.3V.
4. Top: -20°C~+70°C, Tst: -30°C~+80°C.
5. Connector: COG+FPC.
7. Drive IC: ST7567S
8. With" * " Mark Dimensions Are Important Dimensions.

Unspecified Tolerance:	±0.20	UNITS: mm	DATE:			SHEET:	1 OF 1
DESIGN BY:						DATE:	2021.06.09
CHECKED BY:							
APPROVED BY:				DO NOT SCALE THIS DRAWING.		PROJECTION	